


Fenceln

Installation of Fenceln

Copy the file Fenceln.gme in the root directioy of your Flash Card. The SP600 finds the game automatically on the card and shows the item "Fenceln" in the menu "Game".

Main-menu


Start a new game

Select "Start Game" in the menu or press .

View Highscore

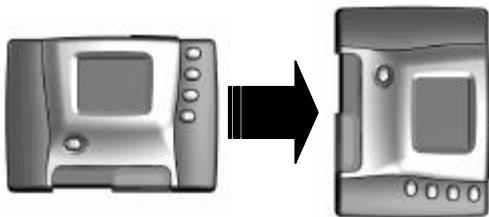
Select "Highscore" in the menu.

Return to main-menu

Select "Exit" in the menu or press .

Gameplay

Turn your SP600 to play Fenceln!



Goal of the game

Fill fields in the game area without being hit by the balls.

If a certain percentage is filled, you achieve a new level, where the size of the area to be filled is increased.

Keys:



Move cursor right



Move cursor left



Move cursor down




Move cursor up



Pause/continue game

Menu "Pause"

Continue playing


Select "Resume" in the menu or press .


Play next audio track

Select "Play next track" in the menu.


Change audio volume

 Select "Change Volume" in the menu

 If "Change Volume" appears inverted, move the Jog-dial to change the volume.

 Press the Jog-dial to return to the menu "Pause"

Quit game

Select "Quit Game" in the menu or press .

The actual score will be discarded.